

RENFREW COUNTY AND DISTRICT HEALTH UNIT COVID-19 EPIDEMIOLOGY UPDATE

September 28, 2021

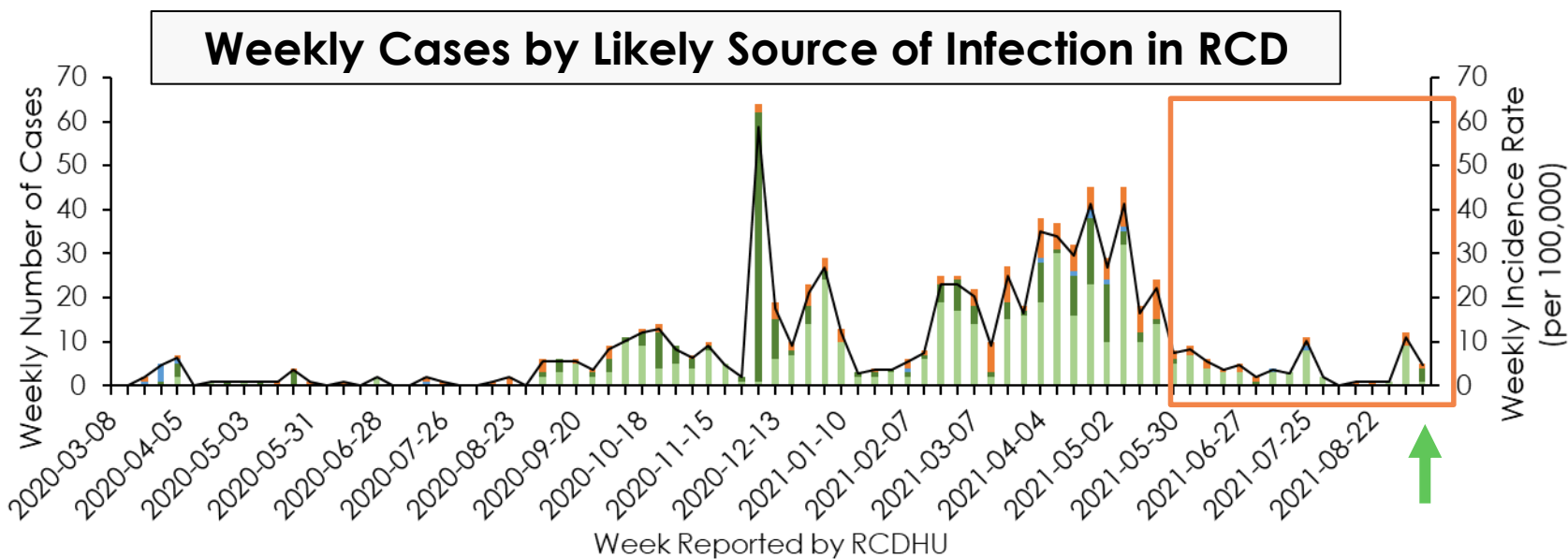


Renfrew County and District Health Unit
"Optimal Health for All in Renfrew County and District"

Weekly Incidence Rate of COVID-19

as of September 18, 2021

| Week (Sunday-Saturday) | # New Cases in RCD | Weekly Incidence Rate in RCD (per 100,000 residents) | # New Cases in Ontario | Weekly Incidence Rate in Ontario (per 100,000 residents) |
|------------------------|--------------------|--|------------------------|--|
| Aug. 22-28, 2021 | 1 | 0.9 | 4,774 | 32.4 |
| Aug. 29-Sept. 4, 2021 | 1 | 0.9 | 5,170 | 35.1 |
| Sept. 5-11, 2021 | 13 | 12.0 | 5,041 | 34.2 |
| Sept. 12-18, 2021 | 5 | 4.6 | 4,926 | 33.4 |

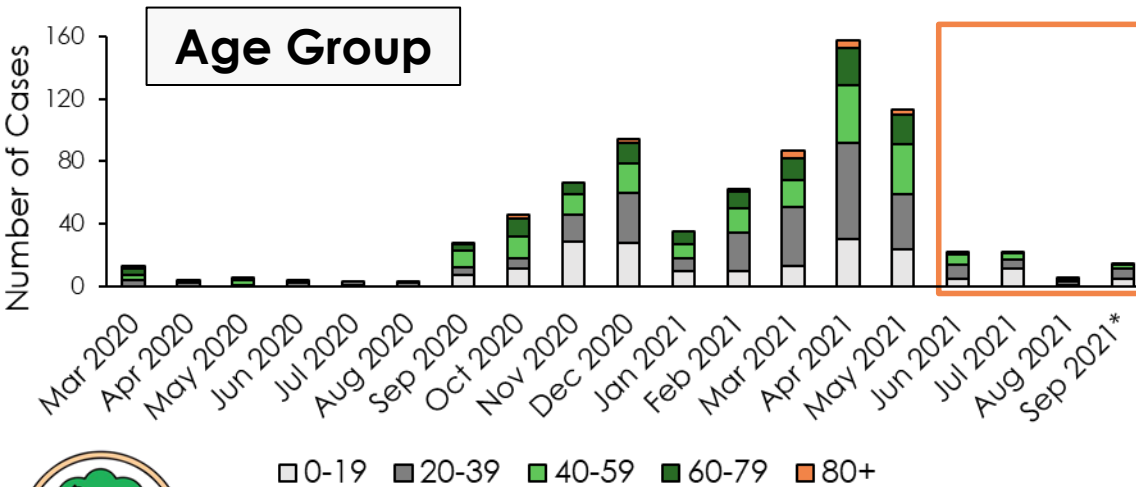
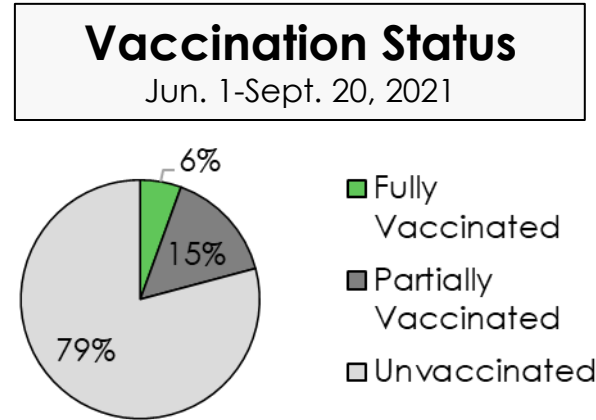
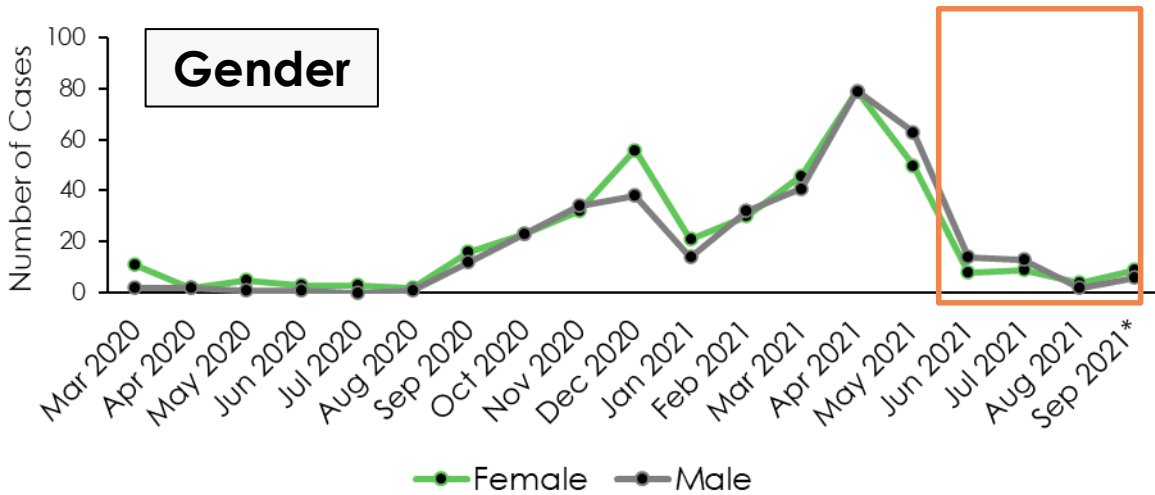


Renfrew County and District Health Unit

"Optimal Health for All in Renfrew County and District"

Data source for 2020 population estimates in RCD: Ontario Ministry of Health and Long-Term Care, IntelliHEALTH Ontario
 Data source for case numbers and likely source of infection in RCD: Renfrew County and District Health Unit
 Data source for case numbers and likely source of infection in Ontario: Public Health Ontario's [Weekly epidemiologic summary: COVID-19 in Ontario](#) and Public Health Ontario's [COVID-19 Data Tool](#)

Characteristics of Recent Cases in RCD



Of the 72 most recent cases (reported between Jun. 1 and Sept. 20, 2021)

- 46% Female, 54% Male
- Nearly 2 out of every 3 (65%) under the age of 40
- Nearly 95% unvaccinated or partially vaccinated



Renfrew County and District Health Unit
"Optimal Health for All in Renfrew County and District"

*As of September 20, 2021

Data source for case demographics: Renfrew County and District Health Unit
Data source for vaccination status of cases in RCD: COVaxON
Methods for determining vaccination status adopted from: Public Health Ontario's [Confirmed Cases of COVID-19 Following Vaccination in Ontario](#)

Variants of Concern (VOCs) Cases in RCD

as of September 18, 2021

Over the past 2 months (since July 17, 2021), **more than 90%** of RCDHU cases are confirmed to be Delta (B.1.617.2 lineage) or presumed to be Delta based on initial mutation screening and/or contact tracing

| Variant of Concern (VOC)* | Cumulative # of Cases to Date |
|--|-------------------------------|
| Alpha (B.1.1.7 lineage)* | 232 |
| Beta (B.1.351 lineage)* | 8 |
| Gamma (P.1 lineage)* | 7 |
| Delta (B.1.617.2 lineage)* | 11 |
| Initial mutation screening indicates presence of VOC (genomic analysis required to determine lineage pending)** | 28 |

** Includes all confirmed COVID-19 cases with the following initial mutation screening profiles: N501Y+ and E484K+, E484K (N501Y unknown), N501Y- and E484K-, or L452R+



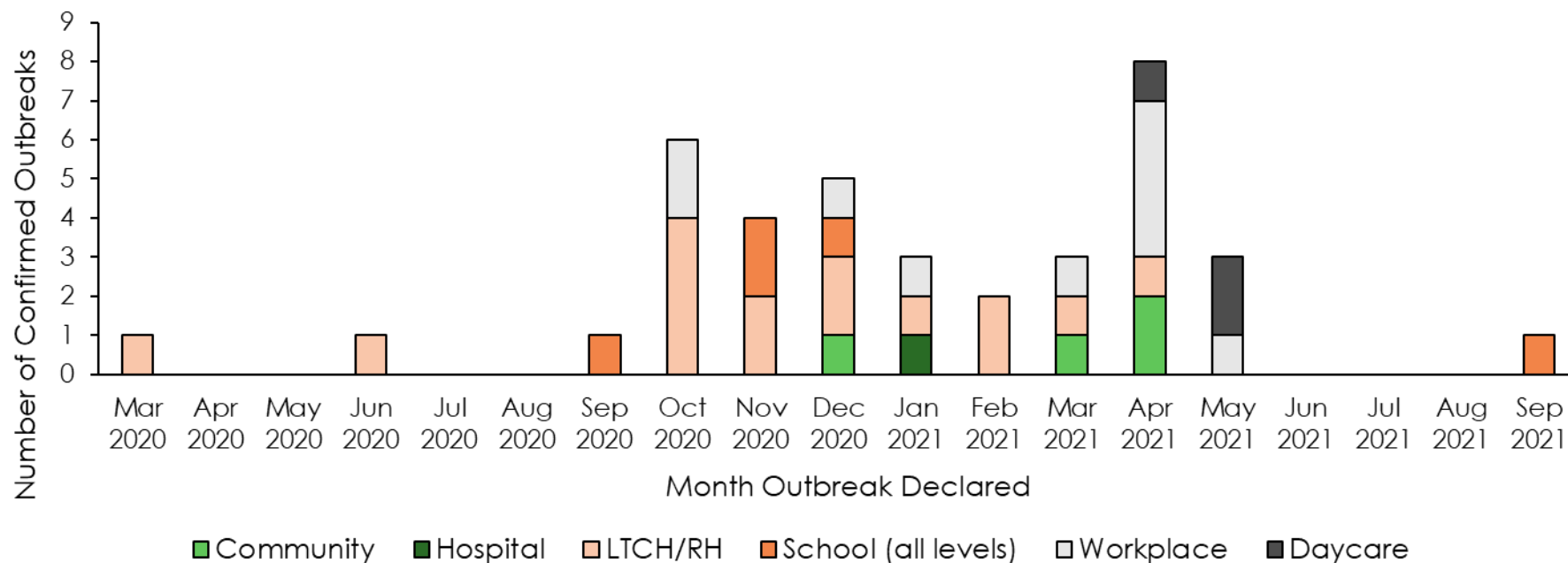
Renfrew County and District Health Unit

"Optimal Health for All in Renfrew County and District"

*Methods for determining VOC status of cases adopted from: Public Health Ontario's [Daily Epidemiological Summary of COVID-19 in Ontario](#)

Data source: Renfrew County and District Health Unit and Provincial Case and Contact Management (CCM) system

Confirmed COVID-19 Outbreaks in RCD



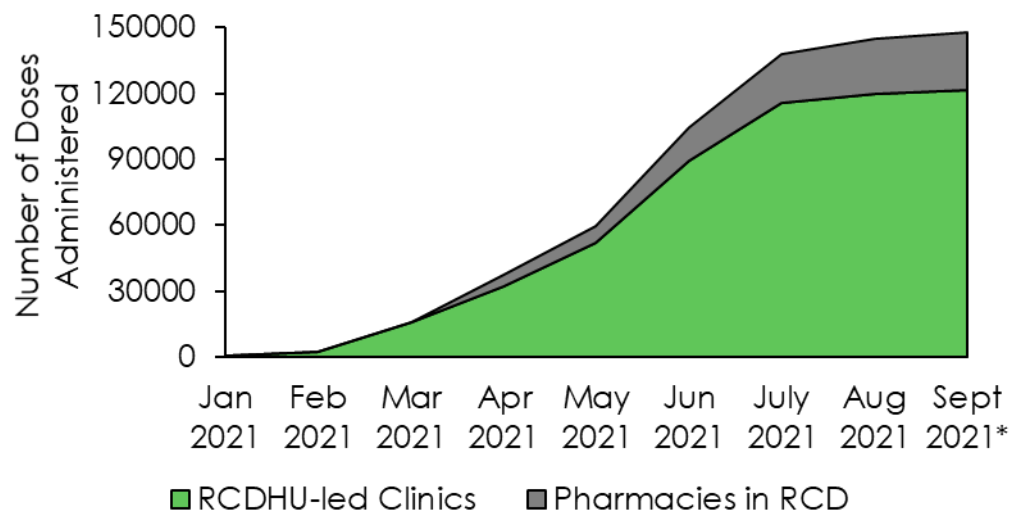
- 38 confirmed COVID-19 outbreaks declared to date
- Zero COVID-19 outbreaks declared in any setting between June and August 2021
- Recently: 1 new outbreak declared in a school setting



COVID-19 Vaccinations in RCD

*as of September 20, 2021

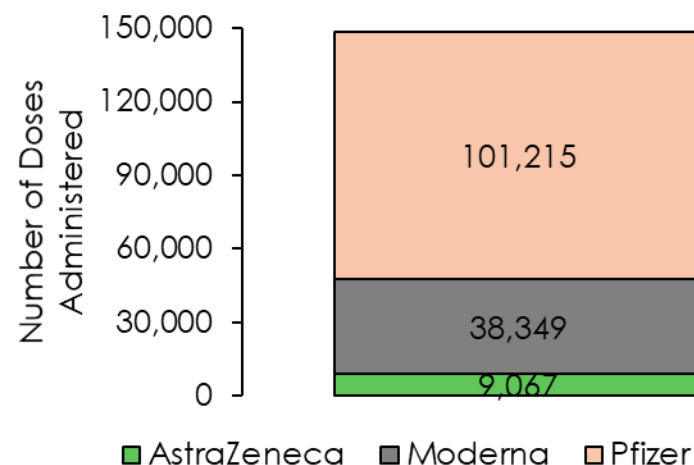
148,000+ doses of vaccine administered in RCD**



184

Adverse Events Following Immunization (AEFIs) confirmed by RCDHU to date (~1.2 per 1,000 doses administered)

Vaccine Type**



Vaccination coverage of eligible individuals (born in 2009 or earlier)

| Area | % with 2 doses | % with at least 1 dose |
|----------|----------------|------------------------|
| RCDHU*** | 80% | 85% |
| Ontario | 79% | 85% |



Renfrew County and District Health Unit
"Optimal Health for All in Renfrew County and District"

**Does not include the number of doses that have been administered to Canadian Armed Forces (CAF) members.

***Includes Canadian Armed Forces (CAF) members residing in RCD, according to Garrison Petawawa medical services

Data source for doses administered in RCD: COVaxON

Data source for vaccination uptake: Renfrew County and District Health Unit and [Provincial COVID-19 website](#)

Data source for 2020 population estimates: Ontario Ministry of Health and Long-Term Care, IntelliHEALTH Ontario

Data source for AEFIs: Renfrew County and District Health Unit and Public Health Ontario's [Adverse Events Following Immunization \(AEFIs\) for COVID-19 in Ontario](#)

Key Messages

- Since June 2021 in RCD:
 - Monthly case numbers have been relatively low compared to monthly numbers seen between Sept. 2020 and May 2021
 - Weekly incidence rate has been much lower compared to overall Provincial rate
- Majority of recent cases in RCD have been:
 - Under 40 years of age
 - Linked to known source of infection
 - Unvaccinated or partially vaccinated
 - Delta VOC
- Vaccination coverage in RCD similar to Provincial coverage
 - 80% of eligible residents have received 2 doses of vaccine, 85% with at least 1 dose

