


NOTICE TO RESIDENTS HOOKED UP TO THE CHALK RIVER WASTEWATER SYSTEM

Please note that the **Corporation of the Town of Laurentian Hills** has contracted **Capital Sewer Services Inc.** to rehabilitate the main line sewers on some of the Streets in Chalk River using the Cured-In-Place Pipe (CIPP) process, a no-dig method of sewer pipe repair. While not much can be seen from the surface, specialized equipment such as high-pressure steam generators, robot cameras, and robot cutters are used by the Contractor to perform the underground work. The work is scheduled to begin August 5 and end by September 19, 2025 (pending delays).

As part of the CIPP process, when your street is being done your sewer service will be out of service (plugged) for approximately 8 hours. This temporary interruption to your sewer service allows for the repair of the street sewer without digging up the street. Notification will be distributed to residents 24 hours in advance for each section of the street that will be worked on.

During this time, please minimize your water usage as follows: **showers, baths, sinks, dishwashers, or laundry washers. Please keep the toilet flushing to a minimum.** These measures will reduce the possibility of sewage flows backing up into the basement or **if you have a sump pump, please call the Contractor's on-site supervisor at the number listed below when you receive your notification.**

You may also experience some associated odours as a result of the synthetic resin used for curing the sewer lining material. You can prevent/minimize the odours from reaching your property by ensuring that you have water in your plumbing P-traps and floor drains. Also cover the floor drain with a wet cloth and place a flat heavy object over the drain. Please also be advised that gurgling noises and possible water splash-back may occur during the flushing of the sewer lines.

POSSIBLE ODOUR DURING CONSTRUCTION	
	<p>Odour: You may experience short-term odours while the sewer is being relined during this phase of construction.</p> <p>To reduce the odour, it is recommended that you pour at least one to two litres of water down every drain (i.e. sinks, showers, bathtub, floor drains) once each day for three days in order to maintain a water barrier. Do not continuously run your taps as it may result in a backup.</p> <p>If a strong odour is present and persists after taking the above noted action, please contact the Field Ambassador indicated at the bottom of this notice for assistance.</p>



This sewer rehabilitation technology minimizes any inconvenience usually associated with open cut sewer repair/rehabilitation.

We again would like to thank you for your patience and co-operation during this work. Should you have any questions, please do not hesitate to contact Capital Sewer Services as follows:

Capital Sewer Services Inc.
Marian Ciofliceanu
On-Site Supervisor
Cell: 905-730-8216
24Hour Emergency: 1-877-536-3002

Odours Related to Sewer Upgrades

Capital Sewer Services is currently rehabilitating the sewer pipes in your area using a trenchless process called Cured-In-Place Pipe (CIPP). Trenchless technology requires minimal digging and therefore involves less construction disturbance to the neighbourhood.

The process involves inserting a liner containing a styrene resin into the sewer pipe where it cures to form a new sewer pipe wall. This project is part of the Sewer Rehabilitation Program to renew the aging infrastructure, reduce the risk of leaks, and ensure continued long-term reliable sewer service.

You are receiving this notice because you may experience short-term odours while the sewer is being relined during construction. **To help stop odours from entering your home or business, please take the following action described below.**

POSSIBLE ODOUR DURING CONSTRUCTION

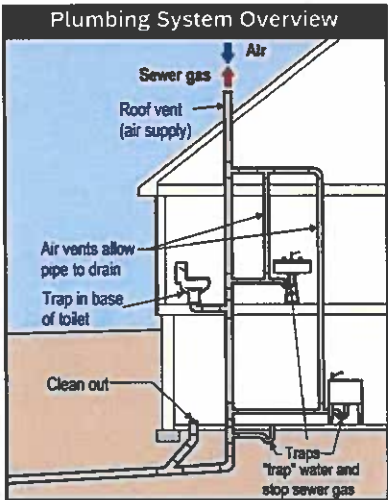


Odour: You may experience "plastic or glue-like" short-term odours while the sewer is being relined during this phase of construction.

To reduce the odour, it is recommended that you pour at least one to two litres of water down every drain (i.e. sinks, showers, bathtub, floor drains) for the next two days in order to maintain a water barrier. Do not continuously run your taps.

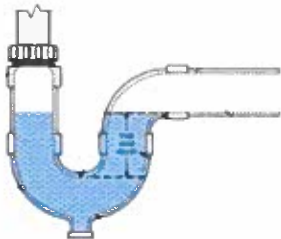
If a strong odour is present and persists after taking the above noted action, please contact the name listed on the other side of this notice for assistance.

More information on odours and how to prevent them:



Drain pipes are designed as per Ontario Building Code to retain water after each use, in order to create a water barrier that prevents odours from entering your home (see illustration to the right).

Residents should not smell odours follow the instructions provided above and have a plumbing system that adheres to the current Building Code. If odours are present, you may have an internal plumbing issue (such as blocked roof vent stack, no vent, no trap, etc.).



You may choose to hire a private plumber to investigate.

Town of Laurentian - Chalk River Sanitary Rehabilitation		Start	End
21-1021B.4 Initial Work		05-08-25	11-08-25
A1030	Site Visit	05-08-25	05-08-25
A1040	Mobilization	05-08-25	05-08-25
A1050	CCTV1 & Prep, Cleaning and CCTV2 Inspection	06-08-25	08-08-25
A1060	CCTV2 Approval	11-08-25	11-08-25
21-1021B.5 Sanitary Main Spot Repairs		11-08-25	15-08-25
A1070	Wilson St SR4 (122-123)	11-08-25	11-08-25
A1080	Church St SR7 (134-1355)	12-08-25	12-08-25
A1090	Church St SR8 (134-135)	12-08-25	12-08-25
A1100	Main St SR5 (106-105)	13-08-25	13-08-25
A1110	Hwy 17 SR1 (207-2018)	13-08-25	13-08-25
A1120	Hwy 17 SR2 (212-216)	14-08-25	14-08-25
A1130	Hwy 17 SR3 (212-216)	14-08-25	14-08-25
A1140	Easement - East of Ottawa St SR6 (306-228)	15-08-25	15-08-25
21-1021B.6 CIPP Lining		12-08-25	25-08-25
21-1021B.6.1 Wilson St L1 (122-123)		12-08-25	12-08-25
A1150	200 DIA Sanitary Sewer & Reinstatement of Connections and CCTV3 Inspection	12-08-25	12-08-25
21-1021B.6.2 Wilson St L2 (123-124)		12-08-25	12-08-25
A1160	200 DIA Sanitary Sewer & Reinstatement of Connections and CCTV3 Inspection	12-08-25	12-08-25
21-1021B.6.3 Wilson St L3 (124-125)		13-08-25	13-08-25
A1170	200 DIA Sanitary Sewer & Reinstatement of Connections and CCTV3 Inspection	13-08-25	13-08-25
21-1021B.6.4 Wilson St L4 (125-126)		13-08-25	13-08-25
A1180	200 DIA Sanitary Sewer & Reinstatement of Connections and CCTV3 Inspection	13-08-25	13-08-25
21-1021B.6.5 Wilson St L5 (126-127)		14-08-25	14-08-25
A1190	200 DIA Sanitary Sewer & Reinstatement of Connections and CCTV3 Inspection	14-08-25	14-08-25
21-1021B.6.6 Wilson St L6 (127-109)		14-08-25	14-08-25
A1200	200 DIA Sanitary Sewer & Reinstatement of Connections and CCTV3 Inspection	14-08-25	14-08-25
21-1021B.6.7 Church St L7 (134-135)		15-08-25	15-08-25
A1210	200 DIA Sanitary Sewer & Reinstatement of Connections and CCTV3 Inspection	15-08-25	15-08-25
21-1021B.6.8 Church St L8 (135-136)		15-08-25	15-08-25
A1220	200 DIA Sanitary Sewer & Reinstatement of Connections and CCTV3 Inspection	15-08-25	15-08-25
21-1021B.6.9 Railway St L9 (142-143)		18-08-25	18-08-25
A1230	200 DIA Sanitary Sewer & Reinstatement of Connections and CCTV3 Inspection	18-Aug-25 18-Aug-25	18-Aug-25 18-Aug-25
21-1021B.6.10 Main St L10 (108-109)		18-08-25	18-08-25
A1240	200 DIA Sanitary Sewer & Reinstatement of Connections and CCTV3 Inspection	18-08-25	18-08-25
21-1021B.6.11 Main St L11 (109-110)		19-08-25	19-08-25
A1250	250 DIA Sanitary Sewer & Reinstatement of Connections and CCTV3 Inspection	19-08-25	19-08-25
21-1021B.6.12 Main St L12 (110-146)		20-08-25	20-08-25
A1260	300 DIA Sanitary Sewer & Reinstatement of Connections and CCTV3 Inspection	20-08-25	20-08-25
21-1021B.6.13 Main St L13 (146-111)		21-08-25	21-08-25
A1270	200 DIA Sanitary Sewer & Reinstatement of Connections and CCTV3 Inspection	21-08-25	21-08-25
21-1021B.6.14 Plant Rd L14 (221-223)		21-08-25	22-08-25
A1280	300 DIA Sanitary Sewer & Reinstatement of Connections and CCTV3 Inspection	21-Aug-25 22-Aug-25	22-Aug-25 22-Aug-25
21-1021B.6.15 Laroche Cr L15 (224F-224D)		22-08-25	22-08-25
A1290	200 DIA Sanitary Sewer & Reinstatement of Connections and CCTV3 Inspection	22-08-25	22-08-25
21-1021B.6.16 Laroche Cr L16 (224D-224E)		25-08-25	25-08-25
A1300	200 DIA Sanitary Sewer & Reinstatement of Connections and CCTV3 Inspection	25-08-25	25-08-25
21-1021B.7 Maintenance Hole Repairs		25-08-25	29-08-25
A1310	Main St - New MH (Replace existing MH-111)	25-08-25	28-08-25
A1320	Easement - West of Laroche Cr - MHR1 (224C-224I)	28-08-25	28-08-25
A1330	Sydney St - MHR2 (317-310)	29-08-25	29-08-25
21-1021B.8 Provisional Items		29-08-25	04-09-25
21-1021B.8.1 Algoma St PL1 (133C-133A)		29-08-25	29-08-25
A1340	200 DIA Sanitary Sewer & Reinstatement of Connections and CCTV3 Inspection	29-08-25	29-08-25
21-1021B.8.2 Church St PL2 (133A-134)		01-09-25	01-09-25
A1350	200 DIA Sanitary Sewer & Reinstatement of Connections and CCTV3 Inspection	01-09-25	01-09-25
21-1021B.8.3 Church St PL3 (136-137)		01-09-25	01-09-25
A1360	200 DIA Sanitary Sewer & Reinstatement of Connections and CCTV3 Inspection	01-Sep-25 02-Sep-25	01-Sep-25 02-Sep-25
21-1021B.8.4 Church St PL4 (137-138)		02-09-25	02-09-25
A1370	200 DIA Sanitary Sewer & Reinstatement of Connections and CCTV3 Inspection	02-09-25	02-09-25

	21-1021B.8.5 Church St PL5 (138-127)	02-09-25	02-09-25
A1380	200 DIA Sanitary Sewer & Reinstatement of Connections and CCTV3 Inspection	02-09-25	02-09-25
	21-1021B.8.6 Railway St PL6 (143-144)	03-09-25	03-09-25
A1390	200 DIA Sanitary Sewer & Reinstatement of Connections and CCTV3 Inspection	03-09-25	03-09-25
	21-1021B.8.7 Railway St PL7 (144-145)	03-09-25	03-09-25
A1400	200 DIA Sanitary Sewer & Reinstatement of Connections and CCTV3 Inspection	03-09-25	03-09-25
	21-1021B.8.8 Railway St PL8 (145-146)	04-09-25	04-09-25
A1410	200 DIA Sanitary Sewer & Reinstatement of Connections and CCTV3 Inspection	04-09-25	04-09-25
	21-1021B.9 Post-Lining	04-09-25	04-09-26
A1420	Substantial Completion Date (February 27th,2026)	04-09-25	04-09-25
A1430	Demobilization	04-09-25	05-09-25
A1440	Closeouts	04-09-25	11-09-25
A1450	Anticipated Completion Date	19-09-25	19-09-25